

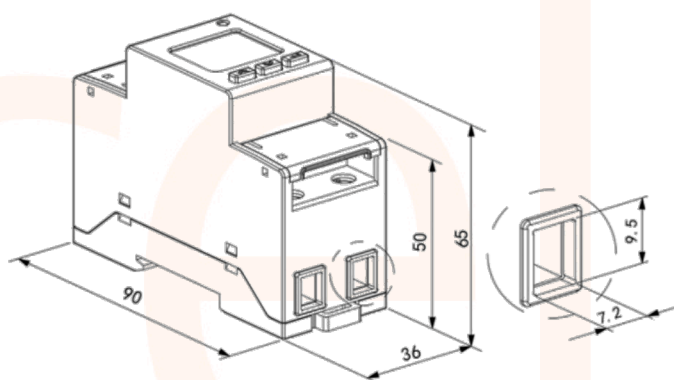


### AC3972

## 80A Single Phase Electric Meter

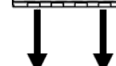


- DIN Rail Mounted (2 modules wide)
- MID Approved
- Import & Export (bi-directional)
- Modbus & Pulse Output

### Dimensions

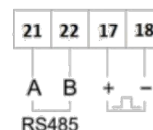


### Wiring

Supply



Load



### Technical Specification

Meter Type	Single Phase
Fitting Type	DIN Rail
Max. Current (Amps)	80
Smart	No
Input Type	Direct Connection
Output Type	RS485 Modbus & Pulse
Tariffs	Single
Import / Export	Import & Export

3-AC3972-2024-v1

